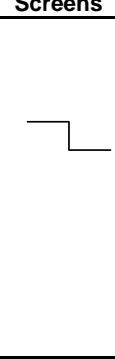
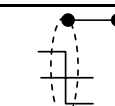
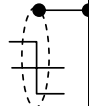



PRO FM ECU 2007

C1A		Title	M400 ECU A 34P			Label	
		Connector	4-1437290-0			View	
		Terminal				Orientation	
		Boot	DRC40-BT			Crimp Tool	
		Backshell				Ext. Tool	
Splices	Pin	AWG	Screens	Dest 1	Wire Color	(M400) FUNCTION	
	A1	20		C60-4	GREY	VDI VALVE	AUX OUTPUT #2
●	A2	20		C13-C	ORANGE	5V AIR BOX PRES	5 VOLT
●	A2	22		C16-3	ORANGE	5V GCIC	5 VOLT
●	A2	20		C17-B	ORANGE	5V FUEL PRES	5 VOLT
●	A2	20		C24-3	ORANGE	5V TPS	5 VOLT
●	A2	20		C70-7	WHT/ORN	5V OIL PRES, APV	5 VOLT
	A3	20		C20-A	#1	L1	IGNITION #1
	A4	20		C22-A	#2	L2	IGNITION #2
	A5	20		C21-A	#3	T1	IGNITION #3
	A6	20		C23-A	#4	T2	IGNITION #4
	A7	N/C					IGNITION #5
	A8	N/C					IGNITION #6
●	A9	22		C3-3	ORANGE	5V TC SWITCH	5 VOLT
●	A9	22		C5-3	ORANGE	5V FUEL TRIM	5 VOLT
●	A9	22		C41-3	ORANGE	5V GEAR POS	5 VOLT
	A10	18		C15-1	BLACK	CHASSIS GND	
	A11	18		C15-1	BLACK	CHASSIS GND	
●	A12	22		C6-4	WHT/ORN	W/S RF	
●	A12	22		C7-4	WHT/ORN	W/S LF	
●	A12	22		C39-4	WHT/ORN	W/S RR	
●	A12	22		C40-4	WHT/ORN	W/S LR	
	A13	22		C18-3	VIOLET	8V CAN	8 VOLT
	A14	20		C24-2	GREEN	TPS	ANALOG VOLT 1
	A15	20		C13-B	GRN/WHT	AIR BOX PRES	ANALOG VOLT 2
●	A16	22		C16-3	GRN/BLK	GCIC	ANALOG VOLT 3
●	A16	22		C2-9	GRN/BLK	UPSHIFT SIG IN	ANALOG VOLT 3
●	A16	20		C8-2	GRN/BLK	UPSHIFT SIG IN	ANALOG VOLT 3
	A17	22		C41-2	GRN/RED	GEAR POSITION	ANALOG VOLT 4
	A18	20		C36-4	BLK/WHT	LAMDA HEATER	AUX OUTPUT #1
	A19	20		C60-5	#1	INJ 1P	INJECTOR #1
	A20	20		C60-6	#2	INJ 2P	INJECTOR #2
●	A21	20		C60-8	#3	INJ 1SO	INJECTOR #3
●	A21	20		C60-7	#3	INJ 1SI	INJECTOR #3
●	A22	20		C60-10	#4	INJ 2SO	INJECTOR #4
●	A22	20		C60-9	#4	INJ S2I	INJECTOR #4
	A23	20		C60-3	BLUE	SSV / VALVE 'B'	AUX OUTPUT #3
	A24	20		C8-2	BLUE	UPSHIFT SIG OUT	AUX OUTPUT #4
	A25	20		C17-C	YEL/BLK	FUEL PRES	ANALOG VOLT 5
	A26	16		C12-B	RED	ECU 12V	
	A27	N/C					INJECTOR #5
	A28	N/C					INJECTOR #6
	A29	N/C					INJECTOR #7
	A30	N/C					INJECTOR #8
	A31	20		C8-3	GREY	DOWNSHIFT SIG OUT	AUX OUTPUT #5
	A32	20		C4-2	GREEN	FUEL PUMP RELAY	AUX OUTPUT #6
	A33	20		C70-9	GREY	APV	AUX OUTPUT #7
	A34	20		C70-8	BLUE	APV	AUX OUTPUT #8

C1B		Title	M400 ECU B 26P	Label				
		Connector	3-1437290-7	View				
		Terminal		Orientation				
		Boot	DRC40-BT	Crimp Tool				
		Backshell		Ext. Tool				
Splices	Pin	AWG	Screens	Dest 1	Wire Color	(M400) FUNCTION		
	B1	22		C70-1	WHITE	REF	2+1	
	B2					SYNC		
	B3	20		C27-2	BLUE	AIR TEMP	ANALOG TEMP 1	
	B4	22		C70-3	YELLOW	WATER TEMP	ANALOG TEMP 2	
	B5	22		C3-2	WHT/GRN	TC SWITCH	ANALOG TEMP 3	
	B6	22		C2-10	ORN/RED	PIT LANE SPEED	ANALOG TEMP 4	
	B7	20		C70-10	GRN/BLU	APV	ANALOG TEMP 5	
	B8	22		C6-3	WHITE	WHEEL SPEED FL	DIG INPUT 1	4+1
	B9	22		C6-4	WHITE	WHEEL SPEED FR	DIG INPUT 2	4+1
	B10	22		C40-3	WHITE	WHEEL SPEED RL	DIG INPUT 3	3+1
	B11	22		C39-3	WHITE	WHEEL SPEED RR	DIG INPUT 4	3+1
	B12	N/C				LAMBDA2 S		
	B13	N/C				LAMBDA2 P		
●	B14	22		C18-1	BROWN	0V CAN	0 VOLT	
●	B14	22		C2-1	BROWN	0V ECU FUNCTIONS	0 VOLT	
●	B15	22		C3-1	BROWN	0V TC SWITCH	0 VOLT	
●	B15	22		C5-1	BROWN	0V FUEL TRIM	0 VOLT	
●	B15	22		C6-1	WHITE/BLK	DRAIN	4+1	
●	B15	22		C39-1	WHITE/BLK	DRAIN	3+1	
●	B15	22		C40-1	WHITE/BLK	DRAIN	3+1	
●	B15	22		C6-2	WHT/BLU	0V WHEELSPEED FL, FR	0 VOLT	4+1
●	B15	22		C39-2	WHT/BLU	0V WHEELSPEED RL	0 VOLT	3+1
●	B15	22		C40-2	WHT/BLU	0V WHEELSPEED RR	0 VOLT	3+1
●	B15	22		C41-1	BROWN	0V GEAR POSITION	0 VOLT	
●	B16	20		C13-A	BROWN	0V AIR BOX PRES	0 VOLT	
●	B16	22		C70-12	WHT/BLU	0V REF	0 VOLT	2+1
●	B16	22		C70-11	WHITE/BLK	DRAIN REF	0 VOLT	2+1
●	B16	22		C16-1	BROWN	0V GCIC	0 VOLT	
●	B16	20		C17-A	BROWN	0V FUEL PRES	0 VOLT	
●	B16	20		C24-1	BROWN	0V TPS	0 VOLT	
●	B16	20		C27-1	BROWN	0V AIR TEMP	0 VOLT	
●	B16	20		C70-6	BROWN	0V ET, OT, OP, APV	0 VOLT	
●	B16	20		C36-3	BROWN	0V LAMBDA	0 VOLT	
●	B17	22		C2-2	GRN/YEL	ECU FUNCTIONS	RS232 TX	
●	B18	N/C				RS 232 RX	RS232 RX	
●	B19	22		C70-4	YEL/ORN	OIL TEMP	ANALOG TEMP 6	
●	B20	20		C8-1	RED/GRN	DOWNSHIFT SIG IN	ANALOG VOLT 6	
●	B20	20		C2-3	GREY	DOWNSHIFT SIG IN	ANALOG VOLT 6	
●	B21	22		C70-5	YEL/GRN	OIL PSI	ANALOG TEMP 7	
●	B22	22		C5-2	YEL/VIO	FUEL TRIM	ANALOG TEMP 8	
●	B23	22		C2-5	YELLOW	CAN COMMS	CAN HI	
●	B23	22		C18-5	YELLOW	ECU FUNCTIONS	CAN HI	
●	B24	22		C2-4	GREEN	CAN COMMS	CAN LO	
●	B24	22		C18-4	GREEN	ECU FUNCTIONS	CAN LO	
●	B25	20		C36-2	GREY	LAMBDA 1 VS		
●	B26	20		C36-1	BLK/GRY	LAMBDA 1 IP		

C2	Title		ECU FUNCTIONS			Label		ECU to DASH	
	Connector		DTM04-12PB			View			
	Terminal					Orientation			
	Boot		GLUELINE			Crimp Tool			
	Backshell					Ext. Tool			
Splices	Pin	AWG	Screens	Dest 1	Wire Color	FUNCTION			
	1	22		C1-B14	BROWN	0V			
	2	22		C1-B17	GRN/YEL	RS-232			
	3	20		C1-B20	GREY	DOWNSHIFT SIG IN			
	4	22		C1-B24	GREEN	CAN Lo			
	5	22		C1-B23	YELLOW	CAN Hi			
	6	22		C1-N/C	RED/BLACK	SPARE			
	7	18		C15	BLACK	GROUND			
	8	18		C12-2	RED	ECU POWER			
	9	22		C1-A16	GRN/BLK	UPSHIFT SIG IN	AV3		
	10	22		C1-B6	ORN/RED	PIT LANE SPEED	AT4		
	11	22		C1-N/C	ORN/GRN	SPARE	AT3		
	12	22		C1-N/C	RED/YELLOW	SPARE			
C3	Title		TC SWITCH			Label		TC	
	Connector		DTM04-3P			View			
	Terminal					Orientation			
	Boot		GLUELINE			Crimp Tool			
	Backshell					Ext. Tool			
Splices	Pin	AWG	Screens	Dest 1	Wire Color	FUNCTION			
	1	22		C1-B15	BROWN	0V			
	2	22		C1-B5	WHT/GRN	TC SWITCH	AT3		
	3	22		C1-A9	ORANGE	5V			
C4	Title		IGNITION SW.			Label		IGN SW. FP RELAY	
	Connector		DTM04-2P			View			
	Terminal					Orientation			
	Boot					Crimp Tool			
	Backshell					Ext. Tool			
Splices	Pin	AWG	Screens	Dest 1	Wire Color	FUNCTION			
	1	20		C10-86	RED	IGNITION SWITCH			
	2	20		C1-A32	GREEN	FUEL PUMP RELAY CONTROL			
C5	Title		FUEL TRIM			Label		FUEL TRIM	
	Connector		DTM04-3P			View			
	Terminal					Orientation			
	Boot		GLUELINE			Crimp Tool			
	Backshell					Ext. Tool			
Splices	Pin	AWG	Screens	Dest 1	Wire Color	FUNCTION			
	1	22		C1-B15	BROWN	0V			
	2	22		C1-B22	YEL/VIO	FUEL TRIM	AV8		
	3	22		C1-A9	ORANGE	5V			
C6	Title		WHEELSPEED RF			Label		W/S RF	
	Connector		DTM04-4P			View			
	Terminal					Orientation			
	Boot					Crimp Tool			
	Backshell					Ext. Tool			
Splices	Pin	AWG	Screens	Dest 1	Wire Color	FUNCTION			
	1	22		C1-B15	WHT/BLK	DRAIN			
	2	22		C1-B15	WHT/BLU	0V			
	3	22		C1-B9	WHITE	SIGNAL			
	4	22		C1-A12	WHT/ORN	8V			

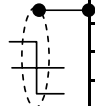
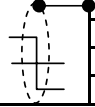
C7	Title		WHEELSPEED LF			Label		W/S LF	
	Connector		DTM04-4P			View			
	Terminal					Orientation			
	Boot					Crimp Tool			
	Backshell					Ext. Tool			
Splices	Pin	AWG	Screens	Dest 1	Wire Color	FUNCTION			
	1	22		C1-B15	WHT/BLK	DRAIN			
	2	22		C1-B15	WHT/BLU	0V			
	3	22		C1-B8	WHITE	SIGNAL			
	4	22		C1-A12	WHT/ORN	8V			
C8	Title		SHIFT ECU			Label		UP SHIFT	
	Connector		DTM04-6P			View			
	Terminal					Orientation			
	Boot					Crimp Tool			
	Backshell					Ext. Tool			
Splices	Pin	AWG	Screens	Dest 1	Wire Color	FUNCTION			
	1	20		C1-B20	RED/GRN	DOWNSHIFT SIG IN	AUX V6		
	2	20		C1-A16	GRN/BLK	UPSHIFT SIG IN	AUX V3		
	3	20		C1-A24	BLUE	UPSHIFT SIG OUT	AUX 4		
	4	20		C1-A31	GREY	DOWNSHIFT SIG OUT	AUX 5		
	5	18		C15-1	BLACK	GROUND			
	6	18		C12-2	RED	ECU POWER			
C10	Title		IGNITION RELAY			Label		IGNITION	
	Connector		RELAY 12-0539			View			
	Terminal					Orientation			
	Boot					Crimp Tool			
	Backshell					Ext. Tool			
	Pin	AWG	Screen	Dest	Wire Color	Function			
IN	30	12		C11-B	RED	FUSED 12V SUPPLY			
12	87	18		C22-C	RED	IGNITION POWER #1			
	87	18		C23-C	RED	IGNITION POWER #2			
	87	18		C20-C	RED	IGNITION POWER #3			
	87	18		C21-C	RED	IGNITION POWER #4			
IGN ON	86	20		C4-1	RED	IGNITION SWITCH			
GND	85	22		C15-1	BLACK	GROUND			
C11	Title			IGNITION FUSE			Label		IGN FUSE
	Connector		FUSE 12-3769			View			
	Terminal		12066614			Orientation			
	Boot					Crimp Tool			
	Backshell					Ext. Tool			
	Pin	AWG	Screen	Dest	Wire Color	Function			
IN	A	12		C19-1	RED	BATTERY 12V+			
OUT	B	12		C10-30	RED	IGNITION RELAY SUPPLY			

SPLICE @ C1

C12	Title		ECU FUSE			Label		ECU FUSE	
	Connector		FUSE 12-3769			View			
	Terminal		12066614			Orientation			
	Boot					Crimp Tool			
	Backshell					Ext. Tool			
	Pin	AWG	Screen	Dest	Wire Color	Function			
12	A	12		C19-1	RED	BATTERY 12V+			
	B	16		C1-A26	RED	ECU 12V+			
	B	18		C2-8	RED	ECU FUNCTIONS 12V+			
	B	18		C8-6	RED	SHIFT 12V+			
	B								
	B	18		C60-1	RED	INJ1P, INJ 2P, INJ 1SI, INJ 1SO, 12V+			
	B	20		C36-5	RED	LAMBDA 12V+			
	B	18		C60-2	RED	VALVE A, VALVE B, INJ 2SI, INJ 2SO 12V+			
SPLICE @ C1									
C13	Title		AIR BOX PSI			Label		AIR BOX PRES	
	Connector		M 122-5287			View			
	Terminal					Orientation			
	Boot		GLUELINE			Crimp Tool			
	Backshell					Ext. Tool			
Splices	Pin	AWG	Screens	Dest 1	Wire Color	FUNCTION			
	A	20		C1-B16	BROWN	0V			
	B	20		C1-A15	GRN/WHT	AIR BOX PSI			
	C	20		C1-A2	ORANGE	5V			
AV2									
C15	Title		GROUND			Label		GROUND	
	Connector		RT38			View			
	Terminal					Orientation			
	Boot		SCL			Crimp Tool			
	Backshell					Ext. Tool			
Splices	Pin	AWG	Screens	Dest 1	Wire Color	FUNCTION			
	0	18		C20-B	BLACK	COIL L1 GND			
	0	18		C21-B	BLACK	COIL T1 GND			
	0	18		C22-B	BLACK	COIL L2 GND			
	0	18		C23-B	BLACK	COIL T2 GND			
	0	18		C1-A10	BLACK	ECU GROUND			
	0	18		C1-A11	BLACK	ECU GROUND			
	0	18		C2-7	BLACK	ECU FUNCTIONS GROUND			
	0	18		C8-5	BLACK	SHIFT GROUND			
	0	22		C10-85	BLACK	IGNITION RELAY GROUND			
C16	Title		GEAR SHIFT FORCE			Label		GCIC	
	Connector		DTM04-3P			View			
	Terminal					Orientation			
	Boot		GLUELINE			Crimp Tool			
	Backshell					Ext. Tool			
Splices	Pin	AWG	Screens	Dest 1	Wire Color	FUNCTION			
	1	22		C1-B16	BROWN	0V			
	2	22		C1-A16	GRN/BLK	GEAR SHIFT FORCE		AV3	
	3	22		C1-A2	ORANGE	5V			





C17	Title		FUEL PRESSURE			Label		FUEL PRES
	Connector		M 122-5287			View		
	Terminal					Orientation		
	Boot		GLUELINE			Crimp Tool		
	Backshell					Ext. Tool		
Splices	Pin	AWG	Screens	Dest 1	Wire Color	FUNCTION		
	A	20		C1-B16	BROWN	0V		
	B	20		C1-A2	ORANGE	5V		
	C	20		C1-A25	YEL/BLK	FUEL PSI	AV5	
C18	Title		CAN COMMS			Label		CAN
	Connector		DELTRON 716-0501			View		
	Terminal		SOLDER DTM PINS			Orientation		
	Boot		3 TO 1			Crimp Tool		
	Backshell					Ext. Tool		
	Pin	AWG	Screen	Dest	Wire Color	Function		
	1	22		C1-B14	BROWN	0V		
	2	N/C						
	3	22		C1-A13	VIOLET	8V		
	4	22		C1-B24	GREEN	CAN LO	100 OHM	
	5	22		C1-B23	YELLOW	CAN HI	100 OHM	
C19	Title		BATTERY 12V+			Label		BATT 12V+
	Connector		RT-38			View		
	Terminal					Orientation		
	Boot		SCL			Crimp Tool		
	Backshell					Ext. Tool		
Splices	Pin	AWG	Screens	Dest 1	Wire Color	FUNCTION		
	0	12		C11-A	RED	IGNITION FUSE 12V+		
	0	12		C12-A	RED	ECU FUSE 12V+		
C20	Title		COIL L1			Label		L1
	Connector		6189-0638(provided by customer)			View		
	Terminal					Orientation		
	Boot		GLUELINE			Crimp Tool		
	Backshell					Ext. Tool		
Splices	Pin	AWG	Screens	Dest 1	Wire Color	FUNCTION		
	A	20		C1-A3	#1	SIGNAL	IGN1	
	B	18		C15-1	BLACK	GROUND		
	C	18		C10-87	RED	IGNITION 12V+		
C21	Title		COIL T1			Label		T1
	Connector		6189-0638(provided by customer)			View		
	Terminal					Orientation		
	Boot		GLUELINE			Crimp Tool		
	Backshell					Ext. Tool		
Splices	Pin	AWG	Screens	Dest 1	Wire Color	FUNCTION		
	A	20		C1-A5	#3	SIGNAL	IGN3	
	B	18		C15-1	BLACK	GROUND		
	C	18		C10-87	RED	IGNITION 12V+		

C22	Title		COIL L2			Label		L2
	Connector		6189-0638(provided by customer)			View		
	Terminal					Orientation		
	Boot		GLUELINE			Crimp Tool		
	Backshell					Ext. Tool		
Splices	Pin	AWG	Screens	Dest 1	Wire Color	FUNCTION		
	A	20		C1-A4	#2	SIGNAL	IGN2	
	B	18		C15-1	BLACK	GROUND		
	C	18		C10-87	RED	IGNITION 12V+		
C23	Title		COIL T2			Label		T2
	Connector		6189-0638(provided by customer)			View		
	Terminal					Orientation		
	Boot		GLUELINE			Crimp Tool		
	Backshell					Ext. Tool		
Splices	Pin	AWG	Screens	Dest 1	Wire Color	FUNCTION		
	A	20		C1-A6	#4	SIGNAL	IGN4	
	B	18		C15-1	BLACK	GROUND		
	C	18		C10-87	RED	IGNITION 12V+		
C24	Title		TPS			Label		TPS
	Connector		LK3			View		
	Terminal					Orientation		
	Boot		RB3			Crimp Tool		
	Backshell		GLUELINE			Ext. Tool		
Splices	Pin	AWG	Screens	Dest 1	Wire Color	FUNCTION		
	1	20		C1-B16	BROWN	0V		
	2	20		C1-A14	GREEN	SIGNAL	AV1	
	3	20		C1-A2	ORANGE	5V		
C27	Title		AIR TEMP			Label		AT
	Connector		DTM04-2P			View		
	Terminal					Orientation		
	Boot		RB026			Crimp Tool		
	Backshell		GLUELINE			Ext. Tool		
Splices	Pin	AWG	Screens	Dest 1	Wire Color	FUNCTION		
	1	20		C1-B16	BROWN	0V		
	2	20		C1-B3	BLUE	SIGNAL AT1		
C36	Title		LAMBDA LSU (X25)			Label		LAMDA
	Connector		1928404016			View		
	Terminal					Orientation		
	Boot		1506-3			Crimp Tool		
	Backshell					Ext. Tool		
Splices	Pin	AWG	Screens	Dest 1	Wire Color	FUNCTION		
	1	20		C1-B26	BLK/GRY	LAM Ip		
	2	20		C1-B25	GREY	LAM Vs		
	3	20		C1-B16	BROWN	LAM 0V		
	4	20		C1-A18	BLK/WHT	HEATER GND	AUX1	
	5	20		C12-B	RED	HEATER 12V+		
	6	N/C						

C39	Title		WHEEL SPEED RR			Label		W/S RR	
	Connector		DTM04-4P			View			
	Terminal					Orientation			
	Boot		GLUELINE			Crimp Tool			
	Backshell					Ext. Tool			
Splices	Pin	AWG	Screens	Dest 1	Wire Color	FUNCTION			
	1	22		C1-B15	WHT/BLK	DRAIN			
	2	22		C1-B15	WHT/BLU	0V		3+1	
	3	22		C1-B11	WHITE	SIGNAL		DIG4	
	4	22		C1-A12	WHT/ORN	8V			
C40	Title		WHEELSPEED LR			Label		W/S LR	
	Connector		DTM04-4P			View			
	Terminal					Orientation			
	Boot		GLUELINE			Crimp Tool			
	Backshell					Ext. Tool			
Splices	Pin	AWG	Screens	Dest 1	Wire Color	FUNCTION			
	1	22		C1-B15	WHT/BLK	DRAIN			
	2	22		C1-B15	WHT/BLU	0V		3+1	
	3	22		C1-B10	WHITE	SIGNAL		DIG3	
	4	22		C1-A12	WHT/ORN	8V			
C41	Title		GEAR SENSOR VOLTAGE			Label		GEAR POS	
	Connector		DTM04-3P			View			
	Terminal					Orientation			
	Boot		GLUELINE			Crimp Tool			
	Backshell					Ext. Tool			
Splices	Pin	AWG	Screens	Dest 1	Wire Color	FUNCTION			
	1	22		C1-B15	BROWN	0V			
	2	22		C1-A17	GRN/RED	SIGNAL		AV4	
	3	22		C1-A9	ORANGE	5V			
C60	Title		INJECTOR EXTENSION			Label		INJECTOR SPLIT	
	Connector		DTM04-12P			View			
	Terminal					Orientation			
	Boot					Crimp Tool			
	Backshell					Ext. Tool			
Splices	Pin	AWG	Screens	Dest 1	Wire Color	FUNCTION			
	1	18		C12-B	RED	INJ1P, INJ 2P, INJ 1SI, INJ 1SO, 12V+			
	2	18		C12-B	RED	VALVE A, VALVE B, INJ 2SI, INJ 2SO 12V+			
	3	20		C1-A23	BLUE	VALVE B			
	4	20		C1-A1	GREY	VALVE A, VALVE B, INJ 2SI, INJ 2SO 12V+			
	5	20		C1-A19	#1	INJ #1 P			
	6	20		C1-A20	#2	INJ #2 P			
	7	20		C1-A21	#3	INJ #1 SI			
	8	20		C1-A21	#3	INJ #1 SO			
	9	20		C1-A22	#4	INJ #2 SI			
	10	20		C1-A22	#4	INJ #2 SO			
	11	N/C							
	12	N/C							

C70		Title	ENGINE EXTENSION			Label	ENGINE SPLIT
		Connector	DTM04-12P BLACK			View	
		Terminal				Orientation	
		Boot	GLUELINE			Crimp Tool	
		Backshell				Ext. Tool	
Splices	Pin	AWG	Screens	Dest 1	Wire Color	FUNCTION	
	1	22		C1-B1	WHITE	REF SIGNAL	2+1
	2	N/C					
	3	22		C1-B4	YELLOW	ENGINE TEMP SIGNAL AT2	
	4	22		C1-B19	YEL/ORN	OIL TEMP SIGNAL AT6	
	5	22		C1-B21	YEL/GRN	OIL PRES SIGNAL AV7	
	6	20		C1-B16	BROWN	0V	
	7	20		C1-A2	WHT/ORN	5V	
	8	20		C1-A34	BLUE	APV AUX8	
	9	20		C1-A33	GREY	APV AUX7	
	10	20		C1-B7	GRN/BLU	APV SIGNAL AT5	
	11	22		C1-B16	WHT/BLK	DRAIN REF	2+1
	12	22		C1-B16	WHT/BLU	0V REF	2+1

PRO FM ENGINE HARNESS A 2007

C71							Title	ENGINE EXTENSION	Label	ENGINE SPLIT
							Connector	DTM04-12S BLACK	View	
							Terminal		Orientation	
							Boot	GLUELINE	Crimp Tool	
							Backshell		Ext. Tool	
Splices	Pin	AWG	Screens	Dest 1	Wire Color	FUNCTION				
	1	22		C14-2	WHITE	REF SIGNAL			2+1	
	2	N/C								
	3	20		C28-2	YELLOW	ENGINE TEMP SIGNAL		AT2		
	4	20		C26-2	YEL/ORN	OIL TEMP SIGNAL		AT6		
	5	20		C25-C	YEL/GRN	OIL PRES SIGNAL		AV7		
	6	20		C28-1	BROWN	0V ENG TEMP				
	6	20		C26-1	BROWN	0V OIL TEMP				
	6	20		C25-A	BROWN	0V OIL PRES				
	6	20		C35-2	BROWN	0V APV				
	7	20		C25-B	ORN/WHT	5V OIL PRES				
	7	20		C35-3	ORN/WHT	5V APV				
	8	20		C35-5	BLUE	APV AUX8				
	9	20		C35-4	GREY	APV AUX7				
	10	20		C35-1	GRN/BLU	APV SIGNAL		AT5		
	11	22			WHT/BLK	DRAIN REF			2+1	
	12	22		C14-1	WHT/BLU	0V REF			2+1	
C14							Title	REF	Label	REF
							Connector	6189-0640	View	
							Terminal		Orientation	
							Boot		Crimp Tool	
							Backshell		Ext. Tool	
Splices	Pin	AWG	Screens	Dest 1	Wire Color	FUNCTION				
				C71-11		DRAIN		ISOLATE SCREEN		
	1	22		C71-12	WHT/BLU	0V				
	2	22		C71-1	WHITE	SIGNAL				
C25							Title	OIL PSI	Label	OIL PSI
							Connector	M 122-5287	View	
							Terminal		Orientation	
							Boot		Crimp Tool	
							Backshell		Ext. Tool	
Splices	Pin	AWG	Screens	Dest 1	Wire Color	FUNCTION				
	A	20		C71-6	BROWN	0V				
	B	20		C71-7	ORANGE	5V				
	C	20		C71-5	YEL/GRN	SIGNAL				
C26							Title	OIL TEMP	Label	OT
							Connector	DTM04-2P	View	
							Terminal		Orientation	
							Boot		Crimp Tool	
							Backshell		Ext. Tool	
Splices	Pin	AWG	Screens	Dest 1	Wire Color	FUNCTION				
	1	20		C71-6	BROWN	0V				
	2	20		C71-4	YEL/ORN	SIGNAL				

C28	Title	WATER TEMP			Label	ET
	Connector	DTM04-2P			View	
	Terminal				Orientation	
	Boot				Crimp Tool	
	Backshell				Ext. Tool	
Splices	Pin	AWG	Screens	Dest 1	Wire Color	FUNCTION
	1	20	┌	C71-6	BROWN	0V
	2	20		C71-3	YELLOW	SIGNAL
C35	Title	APV			Label	APV
	Connector	FACTORY			View	
	Terminal				Orientation	
	Boot				Crimp Tool	
	Backshell				Ext. Tool	
Splices	Pin	AWG	Screens	Dest 1	Wire Color	FUNCTION
	1	20	┌	C71-10	GRN/BLU	AT5
	2	20		C71-6	BROWN	0V
	3	20		C71-7	ORANGE	5V
	4	20		C71-9	GREY	AUX7
	5	20		C71-8	BLUE	AUX8




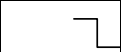

PRO FM ENGINE HARNESS B 2007

C61		Title	INJECTOR EXTENSION			Label	INJECTOR SPLIT
		Connector	DTM04-12S			View	
		Terminal				Orientation	
		Boot				Crimp Tool	
		Backshell				Ext. Tool	
Splices	Pin	AWG	Screens	Dest 1	Wire Color	FUNCTION	
●	1	20	□	C29-1	RED	12V INJ #1 P	
	1	20		C30-1	RED	12V INJ#2 P	
	1	20		C31-1	RED	12V INJ#1 SO	
	1	20		C32-1	RED	12V INJ #1 SI	
	2	20		C34-1	RED	12V INJ #2 SO	
	2	20		C33-1	RED	12V INJ #2 SI	
	2	20		C37-2	RED	VDI VALVE A 12V+	
	2	20		C38-2	RED	SSV VALVE B 12V+	
	3	20		C38-1	BLUE	SSV / VALVE 'B'	
	4	20		C37-1	GREY	VDI / VALVE 'A'	
	5	20		C29-2	#1	INJ #1 P	
	6	20		C30-2	#2	INJ #2 P	
7	20	C32-2	#3	INJ #1 SI			
8	20	C31-2	#3	INJ #1 SO			
9	20	C33-2	#4	INJ #2 SI			
10	20	C34-2	#4	INJ #2 SO			
	11	N/C					
	12	N/C					

C29		Title	INJECTOR 1P			Label	INJ# 1P
		Connector	LK2			View	
		Terminal				Orientation	
		Boot				Crimp Tool	
		Backshell				Ext. Tool	
Splices	Pin	AWG	Screens	Dest 1	Wire Color	FUNCTION	
	1	20	□	C61-1	RED	12V	
	2	20		C61-5	#1	INJECTOR SIGNAL	

C30		Title	INJECTOR 2P			Label	INJ# 2P
		Connector	LK2			View	
		Terminal				Orientation	
		Boot				Crimp Tool	
		Backshell				Ext. Tool	
Splices	Pin	AWG	Screens	Dest 1	Wire Color	FUNCTION	
	1	20	□	C61-1	RED	12V	
	2	20		C61-6	#2	INJECTOR SIGNAL	

C31		Title	INJECTOR 1SO			Label	INJ# 1SO
		Connector	LK2			View	
		Terminal				Orientation	
		Boot				Crimp Tool	
		Backshell				Ext. Tool	
Splices	Pin	AWG	Screens	Dest 1	Wire Color	FUNCTION	
	1	20	□	C61-1	RED	12V	
	2	20		C61-8	#3	INJECTOR SIGNAL	

C32	Title		INJECTOR 1SI			Label		INJ# 1SI
	Connector		LK2			View		
	Terminal					Orientation		
	Boot					Crimp Tool		
	Backshell					Ext. Tool		
Splices	Pin	AWG	Screens	Dest 1	Wire Color	FUNCTION		
	1	20		C61-8	RED	12V		
	2	20		C61-7	#3	INJECTOR SIGNAL		
C33	Title		INJECTOR 2SI			Label		INJ# 2SI
	Connector		LK2			View		
	Terminal					Orientation		
	Boot					Crimp Tool		
	Backshell					Ext. Tool		
Splices	Pin	AWG	Screens	Dest 1	Wire Color	FUNCTION		
	1	20		C61-2	RED	12V		
	2	20		C61-9	#4	INJECTOR SIGNAL		
C34	Title		INJECTOR 2SO			Label		INJ# 2SO
	Connector		LK2			View		
	Terminal					Orientation		
	Boot					Crimp Tool		
	Backshell					Ext. Tool		
Splices	Pin	AWG	Screens	Dest 1	Wire Color	FUNCTION		
	1	20		C61-2	RED	12V		
	2	20		C61-10	#4	INJECTOR SIGNAL		
C37	Title		VALVE A			Label		VALVE A
	Connector		7223-5526			View		
	Terminal					Orientation		
	Boot					Crimp Tool		
	Backshell					Ext. Tool		
Splices	Pin	AWG	Screens	Dest 1	Wire Color	FUNCTION		
	1	20		C61-4	GREY	SIGNAL		
	2	20		C61-2	RED	ECU POWER		
C38	Title		VAVLE B			Label		VALVE B
	Connector		7223-5526			View		
	Terminal					Orientation		
	Boot					Crimp Tool		
	Backshell					Ext. Tool		
Splices	Pin	AWG	Screens	Dest 1	Wire Color	FUNCTION		
	1	20		C61-3	BLUE	SIGNAL		
	2	20		C61-4	RED	ECU POWER		